



# DISEASE EPIDEMIOLOGY PROGRAM

## Acute Respiratory Disease Surveillance Summary

**Ft Benning: 20 June 2019 – 20 June 2020**

**DEFINITIONS:**

ARD Rate=(ARD cases/Trainees) \*100

Strep Rate=(Strep Cultures (+)/Cultures) \*100

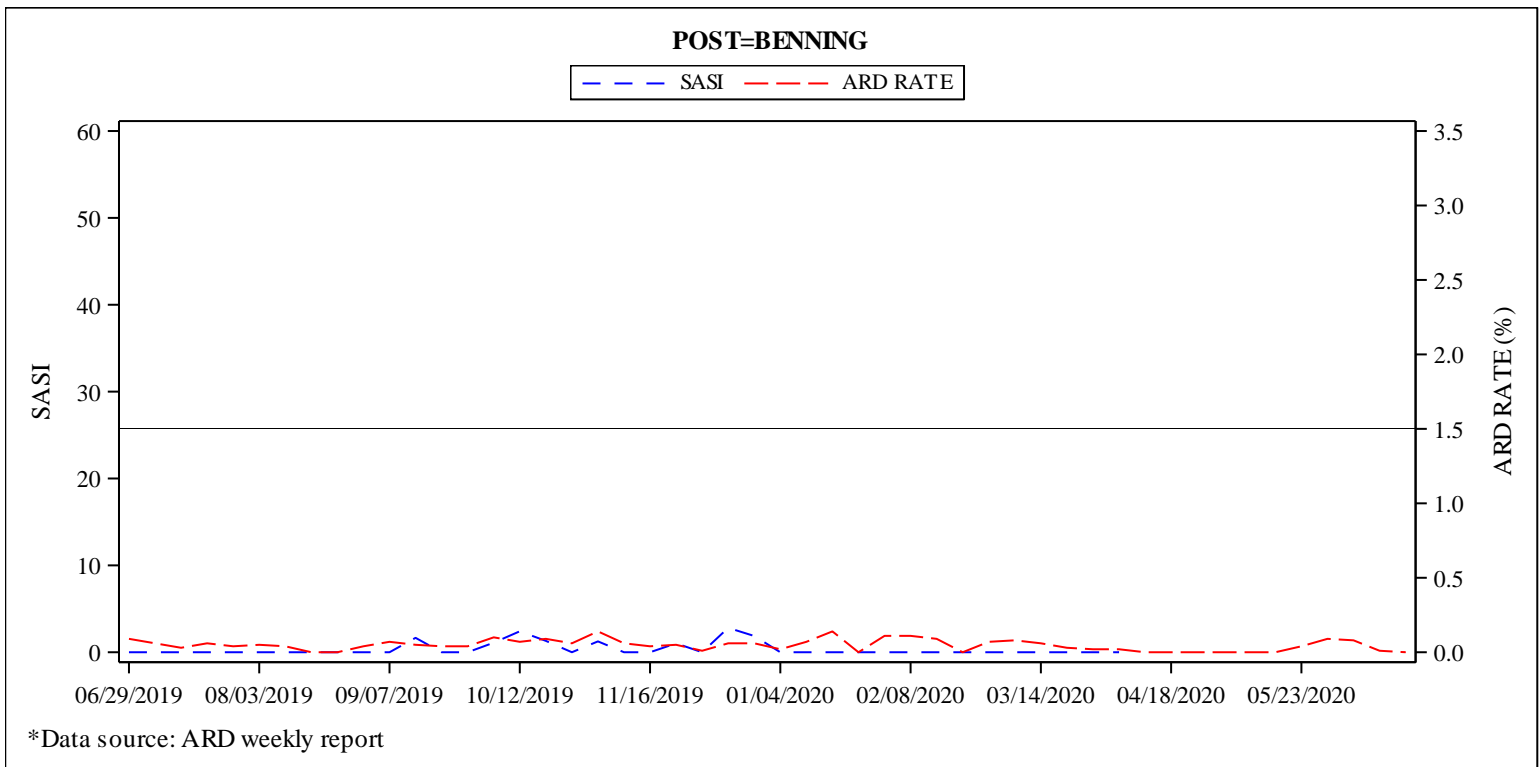
Strep-ARD Surveillance Index (SASI)=(ARD Rate\*Strep Rate)

Strep Testing Compliance (STC) =% of ARD cases tested for Strep at each site (those sites highlighted red are at less than 60% compliance)

**NOTE: The ARD and strep rates are for febrile cases only. An ARD case is defined as a trainee with an oral temperature of at least 100.5° F, at least one symptom of acute respiratory inflammation, and a limited duty profile signed by the examining medical provider which limits or restricts duty for at least 8 hours.**

	ARD Rate	SASI	STC
Benning	0.00 (↓)	0.00 (↔)	N/A
Leonard Wood	0.00 (↔)	0.00 (↔)	N/A
Jackson	0.01 (↑)	0.00 (↔)	N/A
Sill	N/A (N/A)	N/A (N/A)	0%

Summary comparison to previous week  
 ↑=Increase ↓=Decrease ↔=No Change N/A=Undefined



Males			
Unit Strength	ARD Cases	Strep Test Done	Strep Positive
7218	0	0	0

Females			
Unit Strength	ARD Cases	Strep Test Done	Strep Positive
35	0	0	0



# DISEASE EPIDEMIOLOGY PROGRAM Acute Respiratory Disease Surveillance Summary

**Ft Leonard Wood: 20 June 2019 – 20 June 2020**

**DEFINITIONS:**

ARD Rate=(ARD cases/Trainees) \*100

Strep Rate=(Strep Cultures (+)/Cultures) \*100

Strep-ARD Surveillance Index (SASI)=(ARD Rate\*Strep Rate)

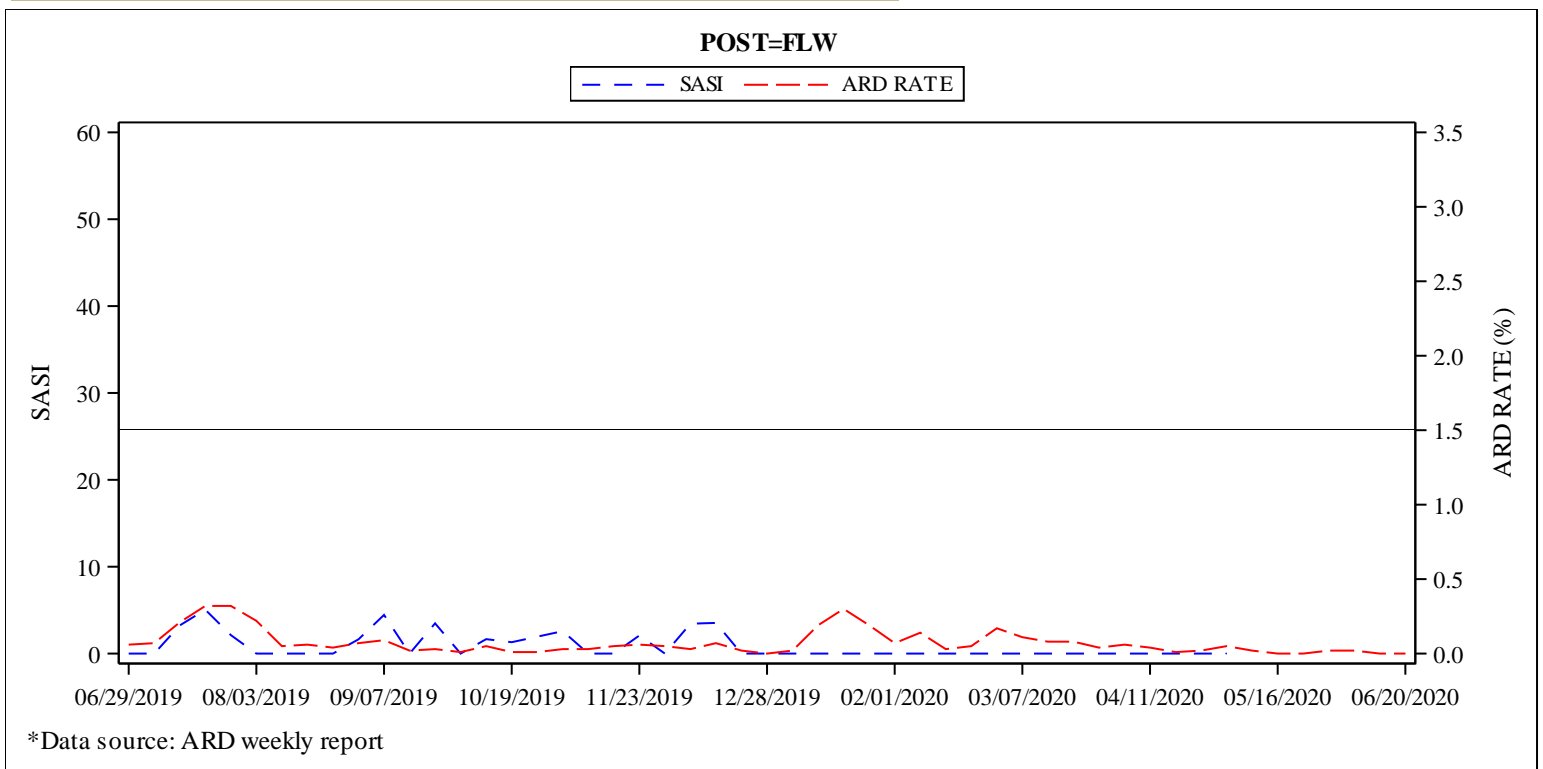
Strep Testing Compliance (STC) =% of ARD cases tested for Strep at each site (those sites highlighted red are at less than 60% compliance)

**NOTE: The ARD and strep rates are for febrile cases only. An ARD case is defined as a trainee with an oral temperature of at least 100.5° F, at least one symptom of acute respiratory inflammation, and a limited duty profile signed by the examining medical provider which limits or restricts duty for at least 8 hours.**

	ARD Rate	SASI	STC
Benning	0.00 (↓)	0.00 (↔)	N/A
Leonard Wood	0.00 (↔)	0.00 (↔)	N/A
Jackson	0.01 (↑)	0.00 (↔)	N/A
Sill	N/A (N/A)	N/A (N/A)	0%

Summary comparison to previous week

↑=Increase ↓=Decrease ↔=No Change N/A=Undefined



Males			
Unit Strength	ARD Cases	Strep Test Done	Strep Positive
3897	0	0	0

Females			
Unit Strength	ARD Cases	Strep Test Done	Strep Positive
1606	0	0	0

If you have questions, comments or suggestions about this report, please contact us at (410) 436-4655 or [Email Disease Epidemiology](#)

APPROVED FOR PUBLIC RELEASE, DISTRIBUTION UNLIMITED



# DISEASE EPIDEMIOLOGY PROGRAM

## Acute Respiratory Disease Surveillance Summary

**Ft Jackson: 20 June 2019 – 20 June 2020**

**DEFINITIONS:**

ARD Rate=(ARD cases/Trainees) \*100

Strep Rate=(Strep Cultures (+)/Cultures) \*100

Strep-ARD Surveillance Index (SASI)=(ARD Rate\*Strep Rate)

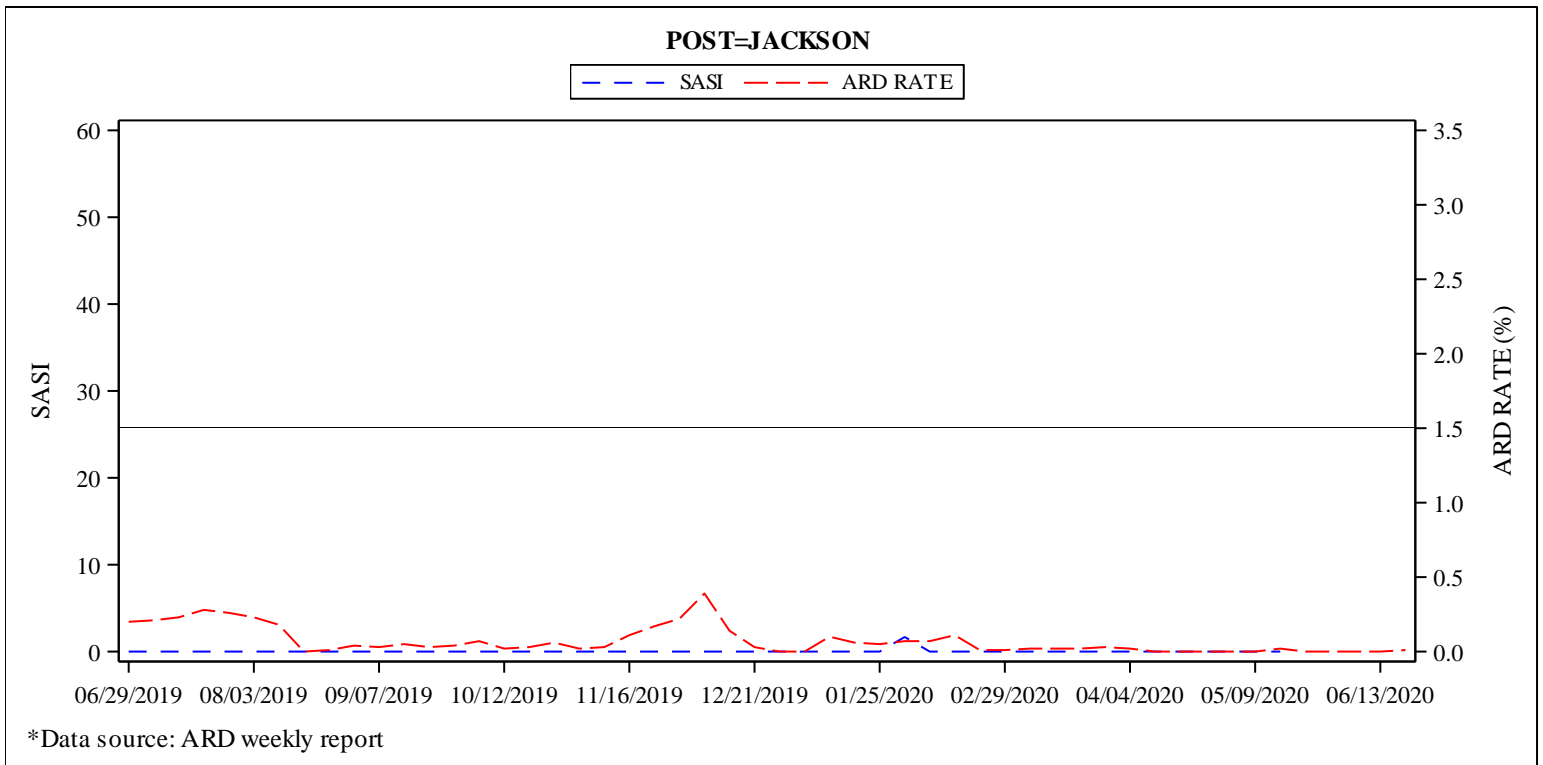
Strep Testing Compliance (STC) =% of ARD cases tested for Strep at each site (those sites highlighted red are at less than 60% compliance)

**NOTE: The ARD and strep rates are for febrile cases only. An ARD case is defined as a trainee with an oral temperature of at least 100.5° F, at least one symptom of acute respiratory inflammation, and a limited duty profile signed by the examining medical provider which limits or restricts duty for at least 8 hours.**

	ARD Rate	SASI	STC
Benning	0.00 (↓)	0.00 (↔)	N/A
Leonard Wood	0.00 (↔)	0.00 (↔)	N/A
Jackson	0.01 (↑)	0.00 (↔)	N/A
Sill	N/A (N/A)	N/A (N/A)	0%

Summary comparison to previous week

↑=Increase ↓=Decrease ↔=No Change N/A=Undefined



Males			
Unit Strength	ARD Cases	Strep Test Done	Strep Positive
6079	1	0	0

Females			
Unit Strength	ARD Cases	Strep Test Done	Strep Positive
2463	0	0	0



# DISEASE EPIDEMIOLOGY PROGRAM

## Acute Respiratory Disease Surveillance Summary

**Ft Sill: 20 June 2019 – 20 June 2020**

**DEFINITIONS:**

ARD Rate=(ARD cases/Trainees) \*100

Strep Rate=(Strep Cultures (+)/Cultures) \*100

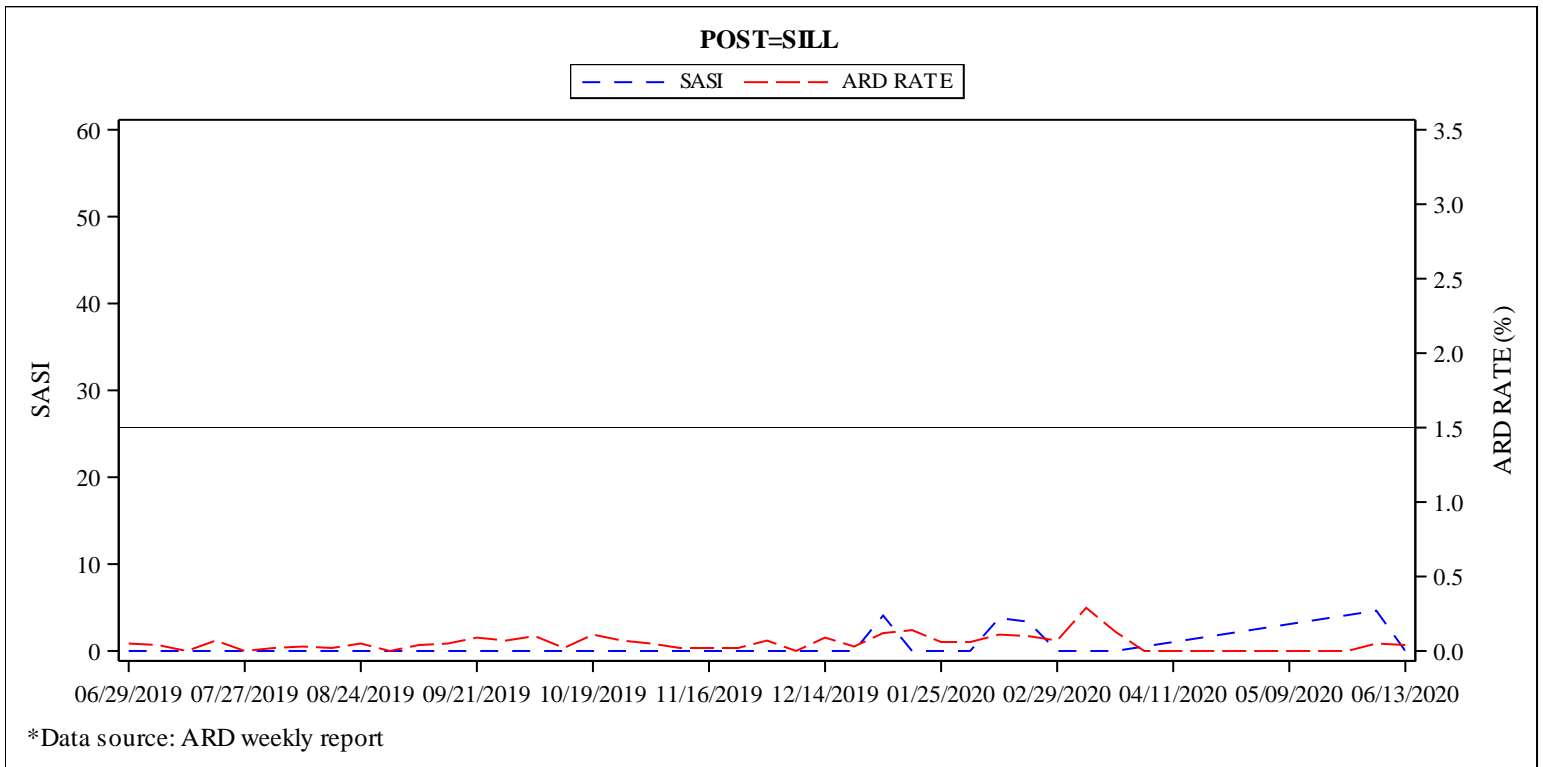
Strep-ARD Surveillance Index (SASI)=(ARD Rate\*Strep Rate)

Strep Testing Compliance (STC) =% of ARD cases tested for Strep at each site (those sites highlighted red are at less than 60% compliance)

**NOTE: The ARD and strep rates are for febrile cases only. An ARD case is defined as a trainee with an oral temperature of at least 100.5° F, at least one symptom of acute respiratory inflammation, and a limited duty profile signed by the examining medical provider which limits or restricts duty for at least 8 hours.**

	ARD Rate	SASI	STC
Benning	0.00 (↓)	0.00 (↔)	N/A
Leonard Wood	0.00 (↔)	0.00 (↔)	N/A
Jackson	0.01 (↑)	0.00 (↔)	N/A
Sill	N/A (N/A)	N/A (N/A)	0%

Summary comparison to previous week  
 ↑=Increase ↓=Decrease ↔=No Change N/A=Undefined



Males			
Unit Strength	ARD Cases	Strep Test Done	Strep Positive
-	-	-	-

Females			
Unit Strength	ARD Cases	Strep Test Done	Strep Positive
-	-	-	-